


Signal duplicator - MINI MCR-SL-UI-2I-SP-NC - 2864189

Please be informed that the data shown in this PDF Document is generated from our Online Catalog. Please find the complete data in the user's documentation. Our General Terms of Use for Downloads are valid (<http://phoenixcontact.com/download>)



MCR 4-way signal duplicator for electrical isolation and doubling of analog signals with spring-cage connection, standard configuration. Replacement part: 2905028 MINI MCR-2-UNI-UI-2UI-PT.

Product Description

The 6.2 mm wide configurable 4-way isolating amplifier MINI MCR-SL-UI-2I-... is used for electrical isolation, conversion, amplification and filtering of standard signals.

On the input side, the analog standard signals 0...20 mA, 4...20 mA, 0...10 V or 1...5V can be selected, on the output side there are two current outputs that can be set independently of one another with a 0...20 mA-, or 4...20mA signal, electrically isolated (4-way isolation).

The DIP switches, which can be accessed on the side of the housing, can be used to configure the input and output signal ranges.


Power (19.2 V DC to 30 V DC) can be supplied through connection terminal blocks on the modules or in conjunction with the DIN rail connector.

Your advantages

- ✓ Power supply possible via the foot element (TBUS)
- ✓ Duplication of a standard analog signal on two current outputs
- ✓ Highly-compact isolating amplifier for electrical isolation, conversion, amplification, filtering, and duplication of standard analog signals
- ✓ 4-way isolation
- ✓ Up to 8 signal combinations can be configured using DIP switches



Key Commercial Data

Packing unit	1 pc
GTIN	 4 017918 974817
GTIN	4017918974817
Weight per Piece (excluding packing)	80.000 g
Custom tariff number	85437090
Country of origin	Germany

Signal duplicator - MINI MCR-SL-UI-2I-SP-NC - 2864189

Technical data

Dimensions

Width	6.2 mm
	6.2 mm
Height	93.1 mm
	93.1 mm
Depth	102.5 mm
	102.5 mm

Ambient conditions

Ambient temperature (operation)	-20 °C ... 60 °C
Ambient temperature (storage/transport)	-40 °C ... 85 °C
Permissible humidity (operation)	10 % ... 95 % (non-condensing)
Degree of protection	IP20
Noise immunity	EN 61000-6-2 When being exposed to interference, there may be minimal deviations.

Input data

Number of inputs	1
Configurable/programmable	Yes, unconfigured
Voltage input signal	0 V ... 10 V (please indicate if different setting when ordering)
	1 V ... 5 V
Current input signal	0 mA ... 20 mA
	4 mA ... 20 mA
max. input voltage	30 V
Max. input current	50 mA
Input resistance of voltage input	approx. 100 kΩ
Input resistance current input	approx. 50 Ω

Output data

Number of outputs	2
Configurable/programmable	Yes, unconfigured
Current output signal	2x 0 mA ... 20 mA
	2x 4 mA ... 20 mA
Max. output current	approx. 22 mA
Load/output load current output	≤ 250 Ω (at 20 mA)
Ripple	< 20 mV _{pp} (at 250 Ω)

Power supply

Nominal supply voltage	24 V DC
------------------------	---------

Signal duplicator - MINI MCR-SL-UI-2I-SP-NC - 2864189

Technical data

Power supply

Supply voltage range	19.2 V DC ... 30 V DC (The DIN rail bus connector (ME 6,2 TBUS-2 1,5/5-ST-3,81 GN, Order No. 2869728) can be used to bridge the supply voltage. It can be snapped onto a 35 mm DIN rail according to EN 60715))
Max. current consumption	< 30 mA (at 24 V DC incl. load)
Power consumption	< 600 mW

Connection data

Connection method	Spring-cage connection
Stripping length	8 mm
Conductor cross section solid	0.2 mm ² ... 2.5 mm ²
Conductor cross section flexible	0.2 mm ² ... 2.5 mm ²
Conductor cross section AWG	24 ... 12

General

No. of channels	2
Maximum transmission error	≤ 0.2 % (of final value)
Transmission error, typical	< 0.1 %
Maximum temperature coefficient	< 0.01 %/K
Temperature coefficient, typical	< 0.004 %/K
Limit frequency (3 dB)	approx. 35 Hz
Protective circuit	Transient protection
Electrical isolation	Basic insulation according to EN 61010
Overvoltage category	II
Degree of pollution	2
Rated insulation voltage	50 V AC/DC
Test voltage, input/output/supply	1.5 kV (50 Hz, 1 min.)
Electromagnetic compatibility	Conformance with EMC directive
Noise emission	EN 61000-6-4
Noise immunity	EN 61000-6-2 When being exposed to interference, there may be minimal deviations.
Color	green
Housing material	PBT
Mounting position	any
Assembly instructions	The T connector can be used to bridge the supply voltage. It can be snapped onto a 35 mm DIN rail according to EN 60715.
Fire protection for rail vehicles (DIN EN 45545-2) R22	HL 1 - HL 2
Fire protection for rail vehicles (DIN EN 45545-2) R23	HL 1 - HL 2
Fire protection for rail vehicles (DIN EN 45545-2) R24	HL 1 - HL 2

EMC data

Signal duplicator - MINI MCR-SL-UI-2I-SP-NC - 2864189

Technical data

EMC data

Designation	Electromagnetic RF field
Standards/regulations	EN 61000-4-3
Typical deviation from the measuring range final value	5 %
Designation	Fast transients (burst)
Standards/regulations	EN 61000-4-4
Typical deviation from the measuring range final value	5 %
Designation	Conducted interferences
Standards/regulations	EN 61000-4-6
Typical deviation from the measuring range final value	5 %

Standards and Regulations

Electromagnetic compatibility	Conformance with EMC directive
Noise emission	EN 61000-6-4
Connection in acc. with standard	CUL
Standards/regulations	EN 61000-4-2
Designation	Electromagnetic RF field
Standards/regulations	EN 61000-4-3
	EN 61000-4-4
	EN 61000-4-5
Designation	Conducted interferences
Standards/regulations	EN 61000-4-6
Electrical isolation	Basic insulation according to EN 61010
Conformance	CE-compliant
ATEX	# II 3 G Ex nA IIC T4 Gc X
UL, USA/Canada	UL 508 Recognized
	Class I, Div. 2, Groups A, B, C, D T5
GL	GL EMC 2 D


Environmental Product Compliance

REACH SVHC	Lead 7439-92-1
China RoHS	Environmentally Friendly Use Period = 50 years
	For details about hazardous substances go to tab "Downloads", Category "Manufacturer's declaration"

Drawings

Signal duplicator - MINI MCR-SL-UI-2I-SP-NC - 2864189

Block diagram



Classifications

eCl@ss

eCl@ss 10.0.1	27210120
eCl@ss 4.0	27210100
eCl@ss 4.1	27210100
eCl@ss 5.0	27210100
eCl@ss 5.1	27210100
eCl@ss 6.0	27210100
eCl@ss 7.0	27210120
eCl@ss 9.0	27210120

ETIM

ETIM 4.0	EC002653
ETIM 6.0	EC002653
ETIM 7.0	EC002653

UNSPSC

UNSPSC 6.01	30211506
UNSPSC 7.0901	39121008
UNSPSC 11	39121008
UNSPSC 12.01	39121008
UNSPSC 13.2	39121008
UNSPSC 19.0	39121008

Accessories

Accessories

DIN rail connector

Signal duplicator - MINI MCR-SL-UI-2I-SP-NC - 2864189

Accessories

DIN rail bus connectors - ME 6,2 TBUS-2 1,5/5-ST-3,81 GN - 2869728



DIN rail connector for DIN rail mounting. Universal for TBUS housing. Gold-plated contacts, 5-pos.

Marking material

Transparent cover - MINI MCR DKL - 2308111



Fold up transparent cover for MINI MCR modules with additional labeling option using insert strips and flat Zack marker strip 6.2 mm

Marking label - MINI MCR-DKL-LABEL - 2810272



Label for extended marking of MINI MCR modules in connection with the MINI MCR-DKL

Power module

Power terminal block - MINI MCR-SL-PTB - 2864134



MCR power terminal block for supplying several MINI Analog modules via the DIN rail connector, with screw connection, maximum current consumption of up to 2 A

Power terminal block - MINI MCR-SL-PTB-SP - 2864147



MCR feed-in terminal for supplying several MINI Analog modules via a DIN rail connector, with spring-cage connection, maximum current consumption of up to 2 A. Replacement part: 2902067 MINI MCR-2-PTB-PT.

Signal duplicator - MINI MCR-SL-UI-2I-SP-NC - 2864189

Accessories

Power supply

Power supply unit - MINI-SYS-PS-100-240AC/24DC/1.5 - 2866983



Primary-switched MINI POWER supply for DIN rail mounting, input: 1-phase, output: 24 V DC/1.5 A

Power supply unit - MINI-PS-100-240AC/24DC/1.5/EX - 2866653



Primary-switched power supply MINI POWER for DIN rail mounting, input: 1-phase, output: 24 V DC/1,5 A, for the potentially explosive area
